

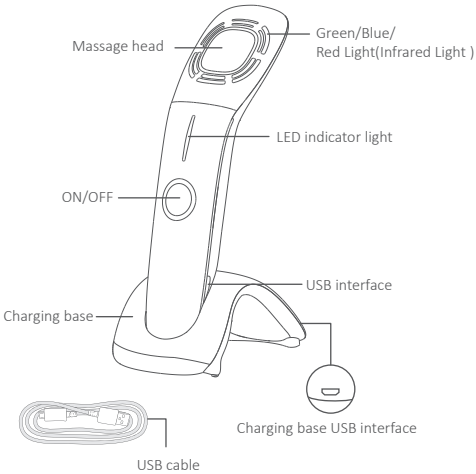
L&L SKIN

YOKO

Japan L&L Skin Tech Co. Limited
No. 305, 2-24-B, Shimorenjaku, Mitaka, Tokyo, Japan, 181-0013

***Important Reminder: 1. Please charge to saturation before use.
2.If device not used for a long time(about 3 months), please take out the device and use USB charge directly, and store it after charged full.**

Product Structure

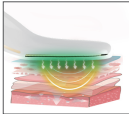


Product Features

1. Soothing (Green light) : To get through vibrating lifting massage, improving skin vitality, improving the alternating function of cellular oxygen utilization, increase cell metabolism, promote micro-circulation on the skin's surface and help with lymphatic issues and edema. Meanwhile, it has the effect of smoothing and balancing the skin.
2. Cooling (Blue light) : Blue light cold compress 6°C lower than room temperature, quickly tighten the pores, good effect on edema, skin fatigue, dark circles, etc.
3. Rejuvenation (Red light) : Red light with temperature about 40°C can strengthen cell vitality, accelerate blood circulation as well as promote the growth of fibroblasts and collagen, It also has a significant effect on reducing the appearance of fine lines, wrinkles, loose skin, melanin deposits, build the red and moisturized skin.
4. USB cable charging and wireless charge, compact and convenient, energy saving and environmental protection.
5. Automatic switch mode, from "Soothing (Green light)-Cooling(Blue light)-Rejuvenation(Red light)", per 3minutes switch to next mode. Into Rejuvenation(Red light) mode, will be off.
6. Portable, enjoy professional spa anytime anywhere.

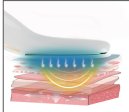
"Soothing (Green light)" mode

Increase cell metabolism, promote micro-circulation on the skin's surface and help with lymphatic issues and edema.



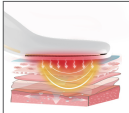
"Cooling (Blue light)" mode

Blue light cold compress 6°C lower than room temperature, quickly tighten the pores, good effect on edema, skin fatigue, dark circles, etc.



"Rejuvenation (Red & Infrared light)" mode

Heat 40°C can strengthen cell vitality, accelerate blood circulation,increased infrared light technology, reducing the appearance of fine lines, wrinkles, loose skin,melanin deposits, build the red and moisturized skin.



Skin Care Tips

Recommend use together with essence, lotion, cream, mask and other skin care products, the skin care effect is significant.

How To Use

1. Apply skin care products to face and neck.
2. To turn on the device, long press the On/Off button, select your desired mode (Soothing (Green light)-Cooling(Blue light)-Rejuvenation(Red light)).

Tips: If you want start from your desired mode directly, you could press on/off button switch by hand, long press button turn off after use.



Build the red and moisturized skin



Improve the forehead wrinkle



Neck massage

Maintenance Instructions

1. If not use, please charge full then store the device in a dry well-ventilated place, avoid direct sunlight, and make sure no corrosive chemicals come in contact with it.
2. Wipe the product with cleansing cloth, do not use any soaps or detergents.

Charging Tip

1. Connect USB cable with charging base.
2. Put the device into the base to automatically charge.
3. You can also use the USB cable to access the device's charging port for charging.

Cautions

1. Please read the product manual before using, and keep the manual for future reference.
2. Please do not look directly at the red light for a long time, because a certain intensity of infrared light directly causes eye irritation.
3. The product can be charged by USB and Wireless base holder. Charging from low battery to full charge requires 3-4 hours. One charge will allow 2 hours of continuous use depending on the mode.
4. Flashing white light rapidly indicates the battery is low. When charging, the white light flashes intermittently. When the battery is saturated, the white light is on.
5. Do not use the device while it is charging.
6. The product has a heating function, with the approximate temperature being 40°C. People sense temperature differently, and some may feel it is hot instead of warm.
7. Immediately stop using the product if you feel discomfort or experience skin irritation.
8. Store the device in a dry well-ventilated place, avoid direct sunlight, and make sure no corrosive chemicals come in contact with it.
9. Please use moderate skin care products first, then use this device. Kind note, excess use of skin care products is hard to absorb. Meanwhile residual skin care products is hard to absorb. Meanwhile residual skin care products might infiltrate to this device and damage it. Please clean the device with cleansing cloth after using.
10. If not use, please charge full then store well.
11. The product is portable and can be used anytime, anywhere.
12. Do not allow children to come into contact with this product to avoid danger.

Q&A

The product suddenly stopped vibrating and is not working. What should I do?

- 1.Check to see if the device needs to be charged
- 2.Recheck to see if the device starts correctly.
- 3.Restart the device by turing it off and then on again.
- 4.Please contact the brand distributor.

Cooling mode is not cool or hot mode is not heating, what's the reason ?

- 1.Check whether the product electricity is in shortage or not.
- 2.Check if the device starts correctly.
- 3.Restart the product.

Can I use this product every day?

Yes, the vibration intensity and temperature adjustment of this device are intelligently designed by a professional team, it is suggested to use multi-times a day.

I have skin allergies can I use it ?

This device specially uses the food grade stainless steel which in line with international standards, and food-grade silicone with high activity, it is proved to be safe, healthy and no irritation to skin. The people with allergies feel safe to use it daily.

Why can't use the product while charging?

In order to make the product charge quickly to saturation, and it is not convenient to use it in hand when connected to the USB cable. In order to give you a better product experience, it is hereby set.

Can I not clean the device after use?

Unclean device can easily breed bacteria and affect re-use, please be sure to clean and store it, also good usage habits will prolong the service life of the product.

Specification

Product Name	YOKO
Rated Voltage	5V
Rated Input Power	3W

Warranty Card

▼ Fill In By Customer

Purchase Date _____

Name _____

Phone _____

Address _____

▼ Fill In By Seller

How To Buy ☐ Entity Shop ☐ Online Shop

Shop Name _____

Address _____

Contact Person _____ Phone _____

1. The warranty period is one year, effectively from the date of purchase.
2. The warranty scope only refers to the problems of L&L SKIN branded products caused due to the production, technique and quality.
3. The cases of the following circumstances, even during the warranty period, should also be repaired by user cost.
 - a) The damage caused by usage, maintaining and storage not according to user manual.
 - b) The damage caused due to incorrect operation, such as power is not normal or broken (eg: drop)
 - c) The damage caused by dismantling of maintenance people who are not appointed by L&L SKIN brand.
 - d) Those who cannot present this warranty card and a valid purchase invoice;
 - e) Those Warranty recorded Information not conform to the actual commodity remark, or altered identification happens.
 - f) Damage due to force majeure (such as lightning, earthquakes, fire, flood, etc.)
4. When contacting brand distributor or manufacturers for warranty repair, please present this warranty card and purchase invoice.
5. During warranty period, the manufacturer will replace the faulty part free, but the freight out and home shall be borne by the customer.
6. The warranty card shall be filled in block letters in clear written, no alteration allowed, please keep well, if lost, there will be no duplicate provided.
7. The final interpretation of the warranty card belongs to Brand L&L SKIN.
8. Due to the reason of Product upgrade, or package upgrade, the information contained in this warranty is subject to change without notice.